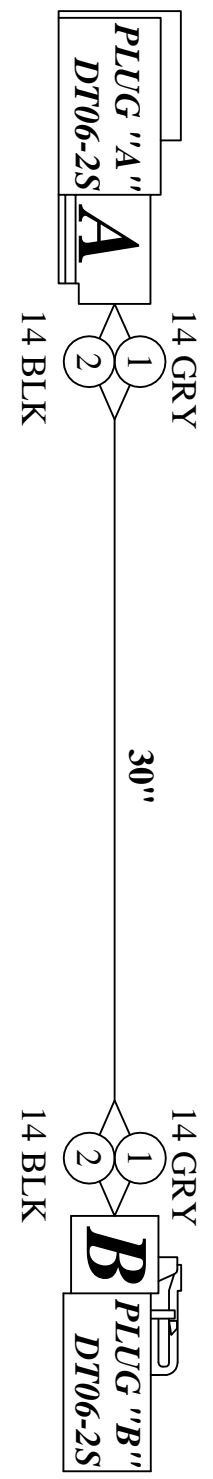
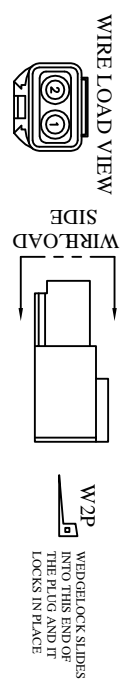


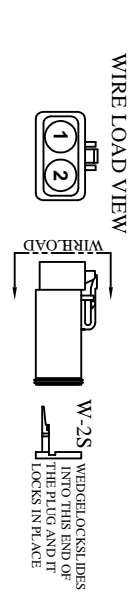
8	7	6	5	4	3	2	1
ALL PLUG DETAILS ON PAGE 2					DO NOT PRODUCE PRODUCTION PARTS FROM DRAWINGS THAT ARE MARKED "PROTOTYPE"	REV	DATE
					0	0	04/01/08
					DESCRIPTION	REVISIONS	APPROVED
					PRODUCTION RELEASE	2	



PLUG "A", 2 WAY, 14/16 GA DEUTSCH RECP CONNECTOR
W/PINS DETAIL DT04-2P NAV LT



PLUG "B", 2 WAY, 14/16 GA DEUTSCH PLUG CONNECTOR
DETAIL W/RECEPS DT06-2S NAV LT



ITEM NO	QTY	DESCRIPTION OF PART	REV	PART NUMBER
1	30"	14 GA, GRAY, MARINE SAE J378C, WIRE		
2	30"	14 GA, BLACK, MARINE SAE J378C, WIRE		
3	1	2 WAY, 14/16 GA, DEUTSCH PLUG CONNECTOR W / PIN		DT04-2P
4	1	2 WAY, 14/16 GA, DEUTSCH WEDGE LOCK		W2P
5	1	2 WAY, 14/16 GA, DEUTSCH PLUG CONNECTOR W / RECP		DT06-2S
6	1	2 WAY, 14/16 GA, DEUTSCH WEDGE LOCK		W2S
7	2	14/16 GA, DEUTSCH PIN		1060-14-0122
8	2	14/16 GA, DEUTSCH RECP		1062-14-0122

NOTES:
 1. TO BE USED WITH 145" ACCY HRN DWG#65-0804.

THIS DOCUMENT IS THE PROPERTY OF PHAZE II PRODUCTS, INC. ANY INFORMATION, SPECS OR DESIGNS MAY NOT BE COPIED OR REPRODUCED IN ANY MANNER WITHOUT THE WRITTEN PERMISSION OF PHAZE II PRODUCTS, INC. AND IT MUST BE RETURNED UPON REQUEST. ANY UNAUTHORIZED USE OF THIS DOCUMENT WILL RESULT IN LEGAL ACTION AND LAWSUIT.

PHAZE II PRODUCTS
 118 PENNSYLVANIA VIRGINIA BEACH, VA 23462
 PHONE: 757-353-3901
 FAX: 757-353-3903
 WWW.PHAZE2PRODUCTS.COM

DRN BY: RICHARD B.
 SHEET: 1 OF 1
 DATE DRAWN: 04-01-2008

SCALE: FULL
 DWG NO.: 65-0805

REVISION: 0

SUNDAUCE BOATS
NAV LT EXT HRNS
LAYOUT

H 8 7 6 5 4 3 2 1